



La Piedad
GOBIERNO MUNICIPAL 2018-2021

**H. AYUNTAMIENTO CONSTITUCIONAL
DE LA PIEDAD, MICH.
2018 - 2021**

A) ADMINISTRATIVA

CUENTA PUBLICA ANUAL 2020.

COPIA

001728



MUNICIPIO DE LA PIEDAD MICHOACÁN
 Estado Analítico del Ejercicio del Presupuesto de Egresos
 Clasificación Administrativa
 Anual-2020



Pagina 1 de 1
 11/03/2021
 09:36



Concepto	Egresos					Subejercicio
	Aprobado	Ampliaciones/ (Reducciones)	Modificado	Devengado	Pagado	
	1	2	3=1+2	4	5	
Presidencia	22,991,925.55	2,178,657.62	25,170,583.17	25,946,212.19	24,344,246.25	-775,629.02
Regidores	8,746,770.83	-199,771.10	8,546,999.73	8,757,967.55	8,758,822.58	-210,967.82
Contraloría municipal	993,142.24	-13,174.60	979,967.64	1,140,998.29	1,100,504.95	-161,030.65
Secretaría particular	1,082,004.23	-154,705.45	927,298.78	776,461.31	748,513.51	150,837.47
Promoción económica	2,339,962.68	2,769,599.83	5,109,562.51	5,009,061.91	4,703,230.55	100,500.60
Comunicación social	3,311,676.88	784,635.38	4,096,312.26	4,825,956.46	4,342,071.10	-729,644.20
Relaciones exteriores	2,734,194.45	-223,503.86	2,510,690.59	2,641,204.19	2,139,150.85	-130,513.60
Protocolo y ceremonial	1,345,496.22	-102,317.40	1,243,178.82	973,970.39	799,721.34	269,208.43
Cooperación internacional	858,455.16	-22,068.88	836,386.28	803,188.41	784,785.44	33,197.67
Conciliación y mediación	733,024.56	9,019.51	742,044.07	719,610.45	674,817.65	22,433.62
Sindicatura	3,088,279.32	-403,074.27	2,685,205.05	2,770,066.59	2,663,408.14	-84,861.54
Secretaría del ayuntamiento	2,892,922.07	20,964.74	2,913,886.81	2,861,939.80	2,574,181.82	51,947.01
Tesorería	40,671,240.23	13,113,928.18	53,785,168.41	50,844,945.09	50,375,378.61	2,940,223.32
Dirección de la propiedad inmobiliaria	3,923,591.40	-44,003.12	3,879,588.28	3,849,481.18	3,604,418.74	30,107.10
Reglamentos	2,056,115.04	-85,359.45	1,970,755.59	2,062,866.79	1,912,786.61	-92,111.20
Oficialía mayor	10,331,958.45	-765,408.11	9,566,550.34	9,430,053.21	8,749,354.51	136,497.13
Rastro	1,853,210.34	127,373.59	1,980,583.93	2,200,398.26	2,052,504.17	-219,814.33
Mercados	2,704,540.50	-113,210.45	2,591,330.05	1,915,170.93	1,857,801.91	676,159.12
Desarrollo integral de la familia municipal	10,505,985.28	-469,852.33	10,036,132.95	9,986,950.75	9,409,786.82	49,182.20
Seguridad pública	46,646,279.39	13,102,160.96	59,748,440.35	62,699,912.19	58,630,194.82	-2,951,471.84
Desarrollo social	5,994,259.94	2,839,407.62	8,833,667.56	7,823,678.93	7,495,903.81	1,009,988.63
Deportes	3,479,002.56	16,768.27	3,495,770.83	2,854,234.66	2,719,561.26	641,536.17
Cultura	1,594,668.09	-245,230.97	1,349,437.12	1,353,304.40	1,282,087.53	-3,867.28
Educación	7,018,852.80	-418,635.92	6,600,216.88	6,487,398.75	6,024,917.31	112,818.13
Instituto municipal de la mujer	1,441,586.64	6,145.03	1,447,731.67	1,376,101.68	1,313,282.19	71,629.99

001729

Fomento agropecuario	2,993,745.84	-13,853.88	2,979,891.96	3,607,166.42	3,378,019.03	-627,274.46
Obras publicas	59,657,487.44	-240,801.57	59,416,685.87	56,047,707.30	44,913,290.10	3,368,978.57
Urbanismo	1,972,106.88	-55,840.90	1,916,265.98	1,857,948.55	1,775,731.94	58,317.43
Ecologia	2,256,379.68	291,443.96	2,547,823.64	3,432,204.60	3,143,443.00	-884,380.96
Servicios públicos	7,543,276.41	1,611,575.03	9,154,851.44	8,198,759.46	6,303,081.44	956,091.98
Alumbrado publico	15,110,393.28	-2,774,868.02	12,335,525.26	12,611,112.48	10,750,452.01	-275,587.22
Panteones	1,524,501.84	138,341.00	1,662,842.84	2,187,209.72	1,921,509.28	-524,366.88
Aseo publico	20,442,319.78	5,264,936.30	25,707,256.08	27,400,950.33	22,247,127.92	-1,693,694.25
Parques y jardines	6,509,895.88	402,108.57	6,912,004.45	7,954,786.28	7,187,736.52	-1,042,781.83
Jubilados	11,342,738.00	1,297,119.61	12,639,857.61	12,664,651.61	12,599,935.09	-24,794.00
Transito	6,299,348.76	-90,750.69	6,208,598.07	6,676,811.55	5,845,149.20	-468,213.48
Instituto de la Juventud piedad	887,852.16	-8,620.25	879,231.91	720,697.95	676,441.72	158,533.96
Turismo	747,975.36	-56,053.80	691,921.56	604,478.05	582,780.99	87,443.51
Juridico	1,077,935.76	288,344.67	1,366,280.43	1,385,748.17	1,289,996.00	-19,467.74
Proteccion Civil	145,711.08	0.00	145,711.08	150,871.02	151,141.96	-5,159.94
Total del Gasto	327,850,813.00	37,761,424.85	365,612,237.85	365,612,237.85	331,827,268.67	0.00

"Bajo protesta de decir verdad declaramos que los estados financieros y sus notas, son razonablemente correctos y son responsabilidad del emisor."


 LIC. ALEJANDRO ESPINOZA AVILA
 PRESIDENTE MUNICIPAL



 L.A.A.C. RIGOBERTO ORTIZ SIERRA
 TESORERO MUNICIPAL



 C.P. ESTHER NARANJO ARMENDARIZ
 SINDICO MUNICIPAL



 C.P. MARIA ISABEL GUZMAN CERVANTES
 CONTRALOR MUNICIPAL
